



# Guide to our Recycling Collection Services

[www.revialis.print-recycle.com](http://www.revialis.print-recycle.com)



# Introduction

Through our strategic partnerships, we are able to offer our customers a comprehensive printer consumables collection & recycling service. All makes and models of all printer cartridges and other print consumables can be recycled in one single collection box.

It is all of our responsibility to apply Duty of Care and due diligence when it comes to recycling. It's no different for printer consumables used at home, in the office or elsewhere.

With printer cartridges being classed as WEEE (Waste Electronics and Electrical Equipment) it is illegal to dispose of them in general waste and it is illegal for anyone to export them without the registered IWS Notification procedure.

Our aim is to ensure you have an environmentally and legally compliant solution for your used printer consumables. Products collected are inspected and sorted, with those that can be reused then supplied back to the manufacturer. The non re-usable products are put through a raw-material recovery process and the non-recyclables are sent for thermal recovery.

Fully Comprehensive.

Zero Landfill.

Genuine Recycling.

This guide will help you get started, but please contact us for more details and information about our services...

[www.revialis.print-recycle.com](http://www.revialis.print-recycle.com)



# The Service

Full recycling boxes and pallets are collected and taken to our partner's recycling facility for processing.

Requests for collections of full boxes or pallets are made separately on our recycling portal. Both services will usually be completed by a 3<sup>rd</sup> party courier within 3-5 business days from you placing the request on our portal.

Once your booking is processed, you will receive email confirmation. When the courier has planned the collection, you will usually receive an email the day before. You will then also receive an email in the morning to advise an approximate 2-hour time window for collection.

If a collection fails, don't worry (especially in peak parcel season) as it will be attempted again. You will be contacted if there is an issue and where alternative arrangements may need to be made to complete the collection.

Only our approved (OWA / Revialis) recycling boxes may be used with this service.

You can continue to order the recycling boxes from your current Supplier.



# The Products

Our recycling service accepts all brands of printer consumables for recycling. Please see the list below of items we can / cannot accept:

Acceptable Products: These can be put into the recycling boxes	Not Acceptable Products: Please find an alternative recycling service
Toner Cartridges	Batteries
Inkjet, Ink Tank & Wide Format Ink Cartridges	Any Hazardous Materials
Toner Bottles	Any other WEEE items
Waste Toner Containers	Any other waste
Fuser & Drum Units	
Imaging & Developer Units	
Maintenance Kits & Small parts	
Any consumables / replaceable products for a printer	



# The Portal


The online portal is designed to be a simple platform for you to request collections of your used / obsolete printer consumables for recycling.

If you have multiple sites and want to manage services centrally, the Address Book function allows for single entries or bulk uploads of additional sites.

Where possible, please only create one account, so that all your recycling service history stays together. We recommend using a generic email inbox to register, which can be accessed by multiple people to enable booking services across your team.

Use our online portal to:

- Request the collection of full recycling boxes / pallets
- View historical returns
- Download Waste Transfer Notes & Certificates of Recycling
- Add additional sites to your address book
- Contact our service provider for any recycling queries



[www.revialis.print-recycle.com](http://www.revialis.print-recycle.com)



# Registration

Please complete the online registration form by entering your details. Remember to use a generic (shared) email if possible.

Please enter your consumables supplier name, so that we can verify your account.

Once your registration is submitted, your account will be activated immediately by our recycling partner. The registered email address will receive a notification along with confirmation of the username and a temporary password.

Our portal uses 2FA with email verification - you will need access to the inbox of the email address used for the registration. Please check your spam / junk email folders as sometimes verification emails get caught up there.

Once logged in for the first time, you should change the temporary password and then you are ready to start using the services.



[www.revialis.print-recycle.com](http://www.revialis.print-recycle.com)



# Using the Portal

## Login

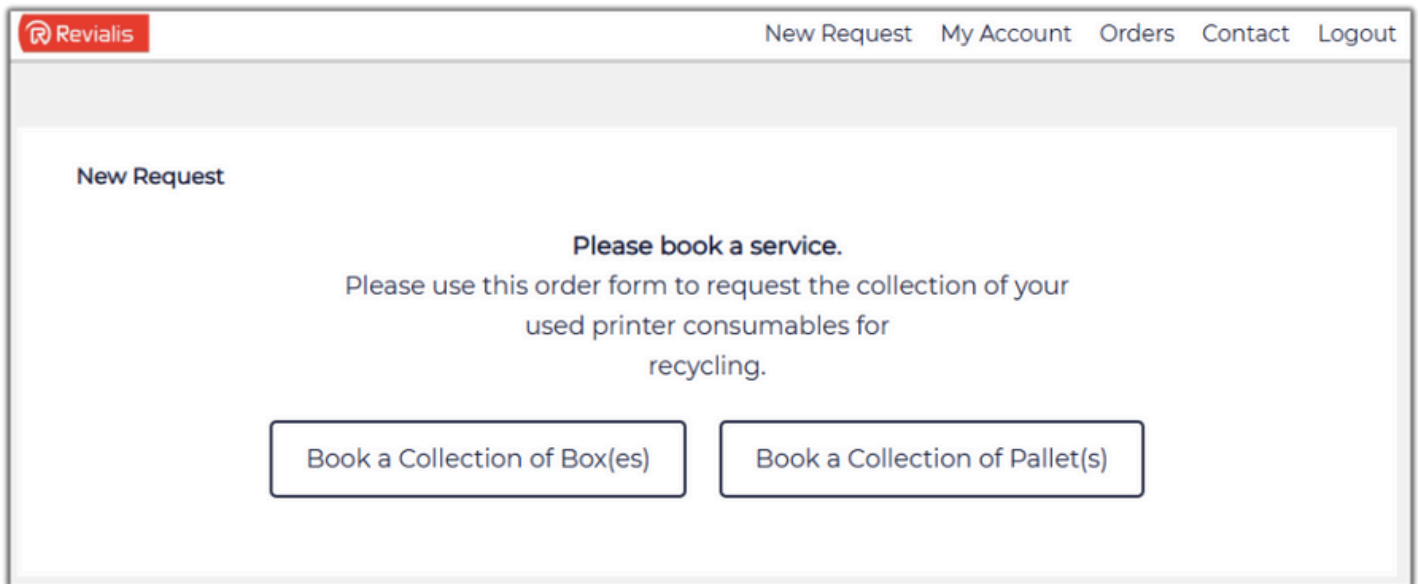
Once logged in, the HOME SCREEN has 4 key menu items:

- 1) New Request
- 2) My Account
- 3) Orders
- 4) Contact

## New Request

From the New Request screen, you can:

- a) Book a Collection of Box(es)
- b) Book a Collection of Pallet(s)



The screenshot shows a web browser window with the Revialis logo in the top left corner. The top navigation bar contains links for 'New Request', 'My Account', 'Orders', 'Contact', and 'Logout'. The main content area is titled 'New Request' and contains the following text: 'Please book a service. Please use this order form to request the collection of your used printer consumables for recycling.' Below this text are two buttons: 'Book a Collection of Box(es)' and 'Book a Collection of Pallet(s)'.

# Box Collection

When your box is full, please seal the plastic bag containing all items and ensure the box is sealed with tape at both ends. The box should not weigh more than 25 Kg and should not be bulging.

- Select the quantity of boxes to be collected
- Search & select the address where the boxes are to be collected from
- Accept the Terms
- Continue
- Check the details & Confirm

Please remove product packaging and fit as many items in the box to maximise the environmental benefits and reduce costs. Full toners, waste toner containers and inks should be placed inside their own separate sealed bag (within the main bag) to prevent leaking onto other items.

Collection will usually take place within 3-5 business days and the courier will bring the shipping label. If the courier misses the collection, they will try again in the next couple of days. Please ensure the box is ready and easily accessible for the courier **BEFORE** booking the collection!



[www.revialis.print-recycle.com](http://www.revialis.print-recycle.com)



# Pallet Collection

We can also make pallet collections if you have regular full boxes and can build up a pallet. You can use a standard pallet (1m x 1.2m) or euro pallet (0.8m x 1.2m) and stack a minimum of 12 boxes on the pallet.

You will need to use your own pallet and shrink-wrap to secure the boxes to the pallet and prevent any 'bulging' of the boxes.

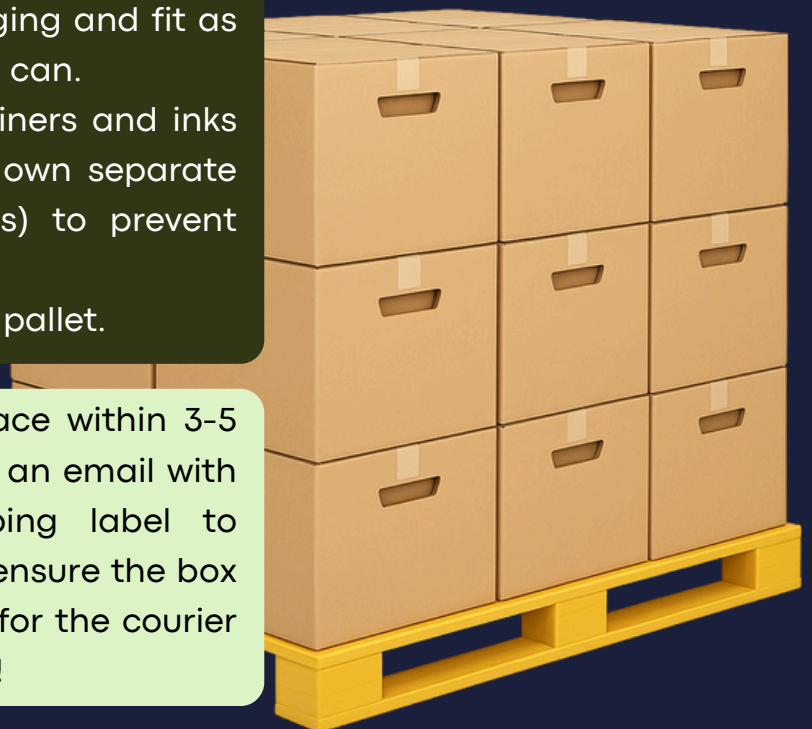
- Select the quantity of pallets to be collected
- Search & select the address where the pallets are to be collected from
- If you don't have a forklift, tick the box to request a tail-lift vehicle
- Accept the Terms
- Continue
- Check the details & Confirm

Please remove product packaging and fit as many items in the boxes as you can.

Full toners, waste toner containers and inks should be placed inside their own separate sealed bag (within the boxes) to prevent leaking onto other items.

Boxes should not overhang the pallet.

Collection will usually take place within 3-5 business days. You will receive an email with confirmation and the shipping label to attach to each pallet. Please ensure the box is ready and easily accessible for the courier **BEFORE booking the collection!**



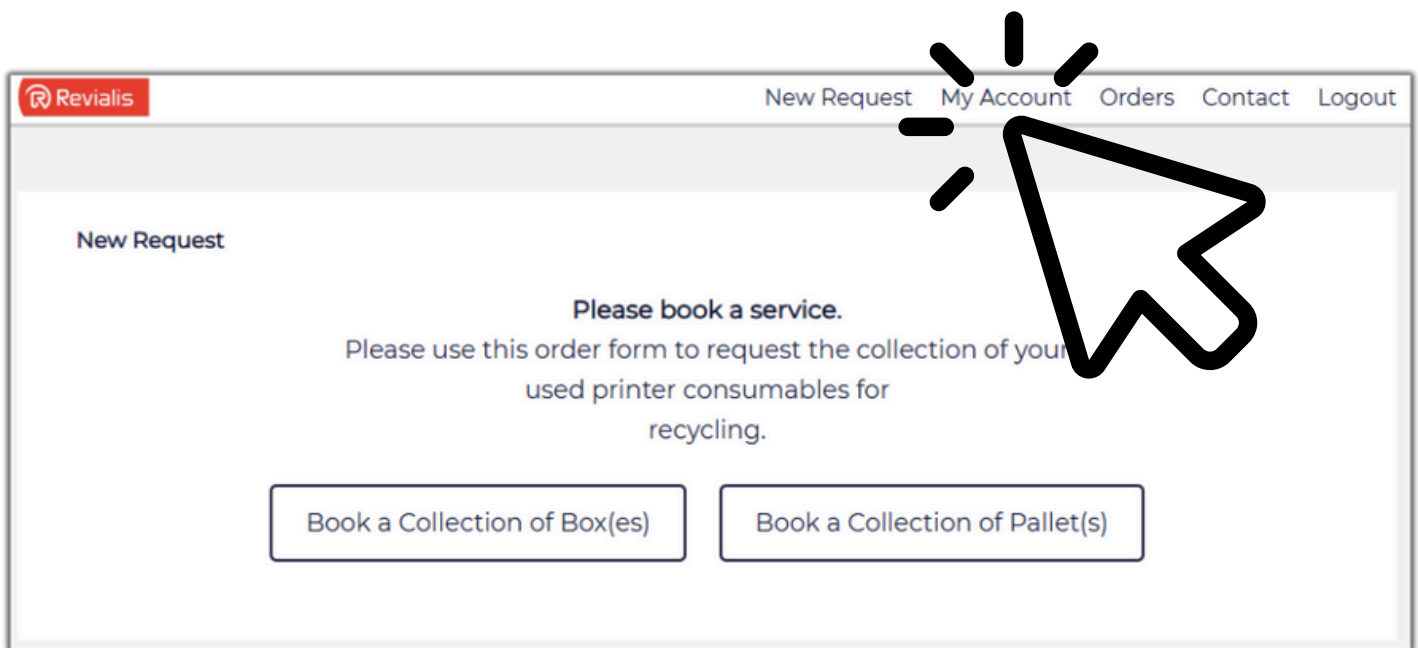
# My Account

You can view packaging guidelines, FAQ, Terms & Conditions and other useful information from this menu. You can also update your password and manage your Address Book...

You can add additional collection locations to your address book.

You can add one address at a time or use the Bulk Import function to download a .csv file template, to then upload multiple addresses.

You can use the Search and Filter functions to find addresses and use the Edit / Delete buttons to manage them.



[www.revialis.print-recycle.com](http://www.revialis.print-recycle.com)



# Orders (history)

## Returns & Pallets

When your full box is received at our recycling partner's facility, it will be scanned & weighed. Once it has been processed, your portal page will be updated with the Waste Transfer Note and Certificate of Recycling. These are usually available to download around 10 business days after your boxes have been collected.

If you have an environmental audit, you can use the Search and Filter functions to retrieve the details for all historical services.

The WTN will show where your waste was sent to (recycling facility) and you will have a COR to prove it has been recycled responsibly and legally compliant.

### Request History

Returns

Pallets

Date	Address Reference	Quantity	Order Reference	Order Status	WTN	Tracking	Cou
November 14, 2025	TEST	1		Courier booked		N/A	N
October 15, 2025	TEST	2	210999X	Completed	<a href="#">Download</a>	TRACK_00123456789	D

# Real Recycling

## **Your waste is your responsibility and Duty of Care**

Don't fall into the trap of accepting a WTN as proof of recycling - that only states where your waste has gone. And don't just accept somebody's explanation (or booklet or flowchart!), as that is not doing your proper due diligence for your waste responsibility.

Most recycling companies will supply the reusable cartridges to remanufacturing facilities, but you need to know what happens to the rest of the waste (the non-reusable products).

Our recycling partner provides the collection, processing and recycling services directly for several of the UK's largest OEM's, Aftermarket Remanufacturers and Distributors.

With global partnerships, facilities in the UK and Europe play their part to ensure all reusable products can get back to manufacturers and, equally importantly, the non-reusable products are processed for raw-material recovery with zero-landfill.

The non-reusable products are broken down, cleaned, and the recovered raw-materials separated. The recycled plastics and metals are then put into the manufacturing supply chain of new products.®



[www.revialis.print-recycle.com](http://www.revialis.print-recycle.com)

# Documents

## Waste Transfer Note (WTN)

A simple document to record where waste was produced, who moved it, when it was moved and where it was moved to.

Any organisation can pay £105 to obtain a waste carrier license for 3 years. Then the company can move and receive waste using the WTN as documentation.

This is evidence for the movement of waste - it is **not proof of recycling**.

DUTY OF CARE & WASTE TRANSFER NOTE			
DESCRIPTION OF THE WASTE			
DATE GOODS RECEIVED:			
WASTE DESCRIPTION	CONTAINER	QTY	G. WEIGHT (KG)
Printer Consumables, Empty / Discarded Printer Cartridges EWC Codes: 16-02-14 / 08-03-13 / 08-03-18			
TRANSFEROR - ORIGINAL HOLDER OF THE WASTE			
Contact Name			
Company Name			
Company Address			
Postcode	PRODUCER OF THE WASTE: <input checked="" type="checkbox"/>		
I can confirm that I have fulfilled my duty to apply the waste hierarchy as required by Regulation 12 of the Waste (England and Wales) Regulation 2011		TRANSFEROR'S SIGNATURE	
TRANSFeree - MOVEMENT OF THE WASTE			
MOVEMENT OF WASTE:			
Company Name			
Company Address			
Postcode			
Waste Carrier, Broker or Dealer - Registration Number			
THE TRANSFER - RECEIVER OF THE WASTE			
Company Name	Waterloo Business Management Ltd	RECEIVER SIGNATURE	
Company Address	Adelaide Mill		
	Gould Street		
	Oldham		
Postcode	OL1 3LL		
Waste Carrier, Broker or Dealer - Registration Number		CBDU 74010	
Waste Exemption Holder: Articles T16/S1/S2 - WEX 373615 & Article T11 - EXP/MP3346YE			



# Documents

## Certificate of Recycling (COR)

A document to declare that the proper and genuine recycling processes have been followed with your waste.

The document includes a breakdown of the recovery processes (as a percentage of weight).

This is evidence for the recycling of waste - it is also not proof of recycling, after all, it is just a document, but it is a signed declaration.

wbm		Certificate of Recycling	
<b>DESCRIPTION OF THE WASTE</b>			
DATE GOODS RECEIVED: #N/A			
WASTE DESCRIPTION	CONTAINER	QTY	NET WEIGHT (KG)
Printer Consumables, Empty / Discarded Printer Cartridges EWC Codes: 16-02-14 / 08-03-13 / 08-03-18	0	0	0.0
<b>PRODUCER OF THE WASTE</b>			
Contact Name	0		
Company Name	0		
Company Address	0		
	0		
	0		
Postcode	0		PRODUCER OF THE WASTE: <input checked="" type="checkbox"/>
<b>RECYCLING COMPANY &amp; SITE OF OPERATION</b>			
Company Name	Waterloo Business Management Ltd (WBM)		
Company Address	Adelaide Mill		
	Gould Street		
	Oldham		
Postcode	OL1 3LL		
<b>RECYCLING PROCESS</b>			
<p>All EU countries follow the Waste Hierarchy as set out in Article 4 of the revised Waste Framework (Directive 2008/98/EC) and as later updated. Each EU country has had to set their own guidance and regulation around this European Directive. WBM follow the guidance as produced by the UK, under regulation 15(1) of the Waste (England and Wales) Regulations 2011 (DEFRA) and later updates.</p> <p>WBM use Best Available Techniques (BAT) - innovative and bespoke processes to facilitate the recycling process.</p> <p>WBM commit to zero landfill / disposal and zero export for landfill / disposal, prioritising:</p> <p>Recycling with Raw Material Recovery</p> <p>Other Recovery by Incineration with Energy Recovery</p>			
<b>RECYCLING COMPLIANCE</b>			
T11 Waste Exemption	EXP/MP3346YE		
T16 Waste Exemption	WEX 373615 Includes S1 & S2 exemptions		
CBD Upper Tier	CBDU 74010		
<b>RECYCLING RESULTS*</b>			
% of Material Recycled (Raw-Material Recovery / Re-Use)			
% of Material Other Recovery (Incineration with Energy Recovery)			
% of Material disposed			
<b>RECYCLING DECLARATION</b>			
Authorised Signatory to declare this information to be true and factual:			

\*If exact details not established, business average applicable to channel is used

A WTN and COR are issued for every collection.

A COR is not a legal requirement, but we think it should be.

This should give you some reassurance and we encourage you to audit any recycling services you use, with full due diligence.

# COMPLIANCE

## Due Diligence Checklist

- ✓ Compliant with HSE recommendation to 'remove contaminants prior to shredding / dismantling / recycling'
- ✓ Using Best Available Treatment Recovery & Recycling Techniques
- ✓ Zero landfill & only minimum thermal-recovery for non-recoverable materials
- ✓ Cleaned & separated raw-material outputs
- ✓ Valid Environmental Licenses, Registrations and necessary Permit Exemptions

Waste Carrier (Broker & Dealer) Upper Tier License:  
**CBDU 74010**

T11 – Waste Treatment Exemption for WEEE:  
**EXP/MP3346YE**

T16 – Waste Treatment Exemption for printer cartridges:  
**WEX373615**

<https://environment.data.gov.uk/public-register/view/search-waste-exemptions>

# Simple Process

## FILL THE BOX / PALLET

Check packaging guide  
& place items into  
recycling boxes.



## REQUEST COLLECTION

Log into your online  
portal to request a box  
or pallet collection



## COURIER

Ensure the box / pallet is  
ready for the courier to  
collect.



## RECYCLING

The products will be  
processed for re-use or  
recovery.




## COMPLIANCE

Your Certificate of  
Recycling & Waste  
Transfer Note will be  
available to download







# Thank you for recycling with us

[www.revialis.print-recycle.com](http://www.revialis.print-recycle.com)

[revialis@print-recycle.com](mailto:revialis@print-recycle.com)

0161 338 5208

